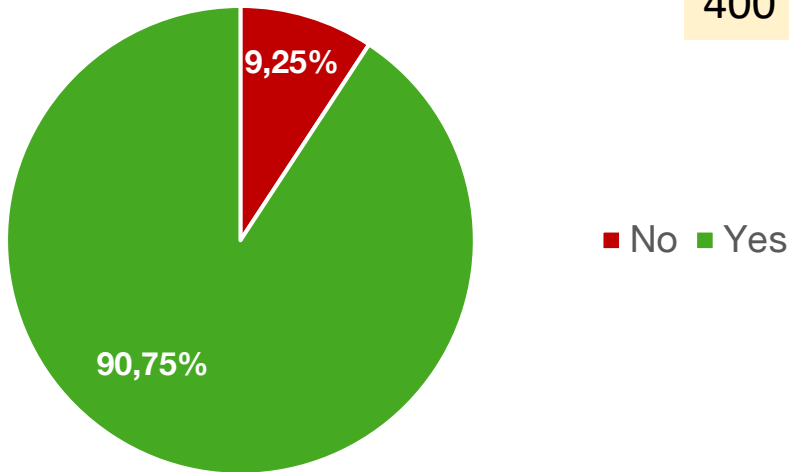


July 13, 2022 - Survey sent at the end of June 2022 to 200 bow makers and international professional organisations. The results keep coming. These results concern 400 respondents. 337 bow makers, artisans and manufacturers.

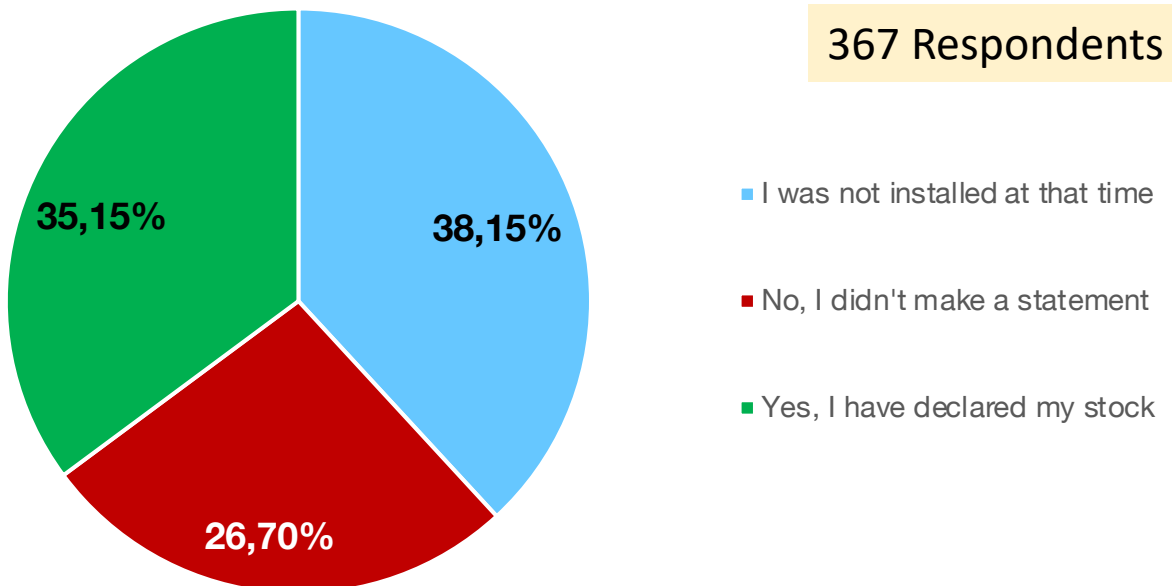
Do you use pernambuco?

400 Respondents



Did you declare your pernambuco stock in 2007?

367 Respondents

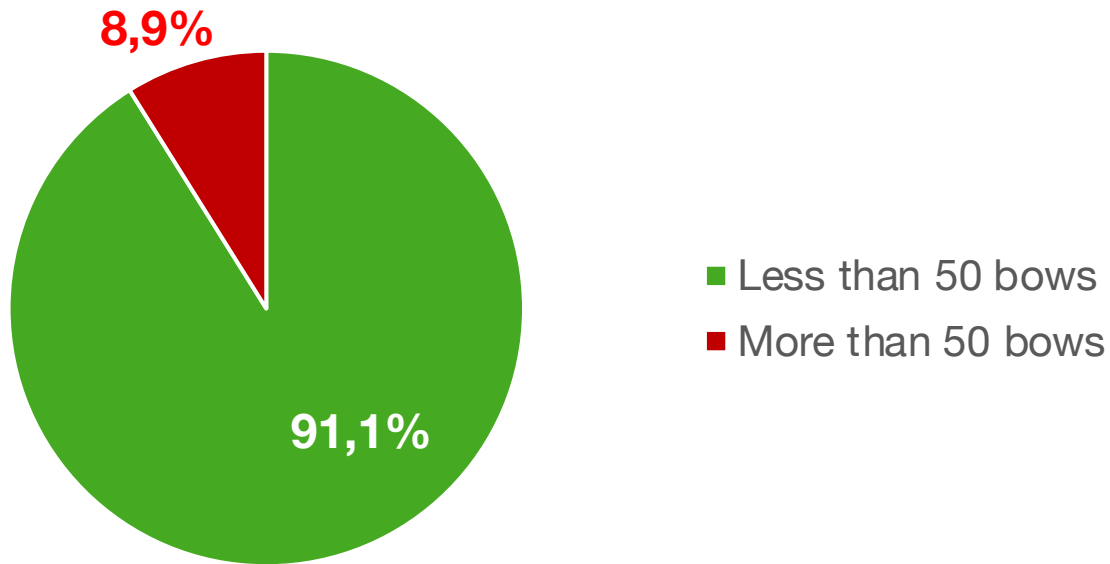


How many bows do you make on average in a year?

400 Respondents – 337 bows makers

Number of bows produced per year	Number of respondents	% of respondents	Number of units per year	% of units per year
From 1 to 10	148	43,9%	896	3,6%
From 11 to 20	102	30,3%	1 687	6,8%
From 21 to 50	57	16,9%	1 780	7,1%
From 51 to 100	13	3,9%	935	3,7%
From 101 to 500	9	2,7%	2 490	10,0%
From 501 to 1000	3	0,9%	2 500	10,0%
From 1001 to 7250	5	1,5%	14 650	58,7%
TOTAL	337	100,0%	24 938	100,0%

Number of bows manufactured per year by 337 bow makers = 24 938



91.1% of bow manufacturers produce less than 50 bows per year

8.9% of bow manufacturers produce more than 50 bows per year